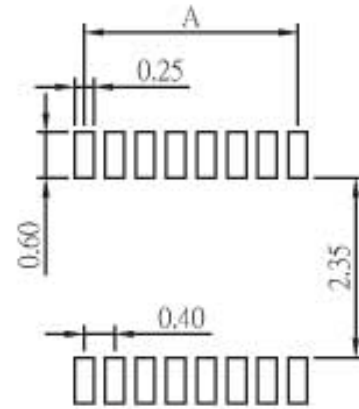
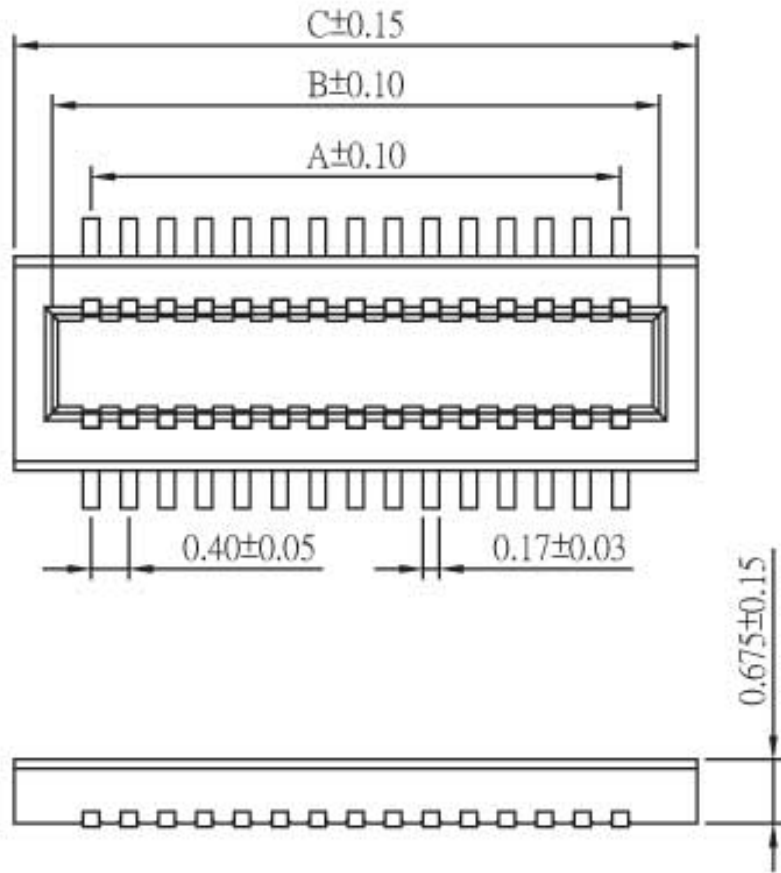

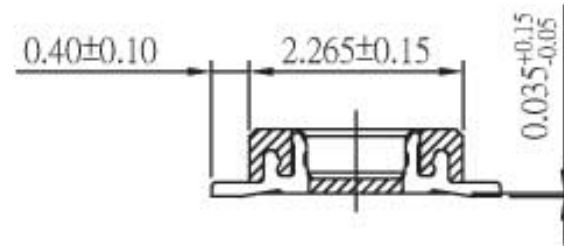


# Board To Board Female 0.4mm H=0.675mm



Recommended PCB Layout  
(PCB TOLERANCE  $\pm 0.05$ )



No. of Contacts	Dim. A	Dim. B	Dim. C	No. of Contacts	Dim. A	Dim. B	Dim. C
10	1.60	2.43	3.23	46	8.80	9.63	10.43
12	2.00	2.83	3.63	48	9.20	10.03	10.83
14	2.40	3.23	4.03	50	9.60	10.43	11.23
16	2.80	3.63	4.43	52	10.00	10.83	11.63
18	3.20	4.03	4.83	54	10.40	11.23	12.03
20	3.60	4.43	5.23	56	10.80	11.63	12.43
22	4.00	4.83	5.63	58	11.20	12.03	12.83
24	4.40	5.23	6.03	60	11.60	12.43	13.23
26	4.80	5.63	6.43	62	12.00	12.83	13.63
28	5.20	6.03	6.83	64	12.40	13.23	14.03
30	5.60	6.43	7.23	66	12.80	13.63	14.43
32	6.00	6.83	7.63	68	13.20	14.03	14.83
34	6.40	7.23	8.03	70	13.60	14.43	15.23
36	6.80	7.63	8.43	72	14.00	14.83	15.63
38	7.20	8.03	8.83	74	14.40	15.23	16.03
40	7.60	8.43	9.23	76	14.80	15.63	16.43
42	8.00	8.83	9.63	78	15.20	16.03	16.83
44	8.40	9.23	10.03	80	15.60	16.43	17.23